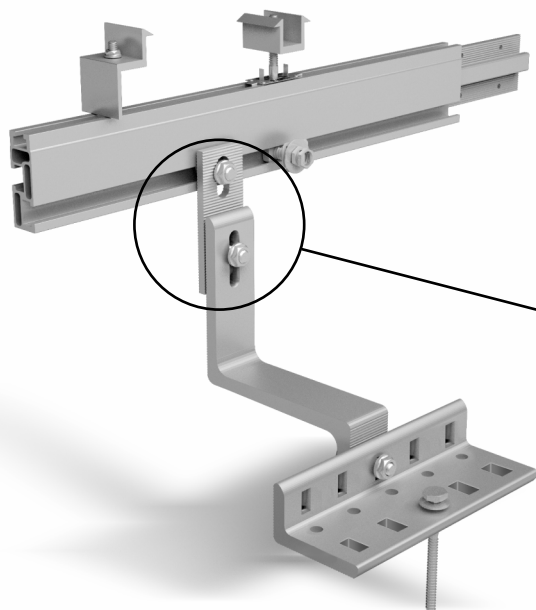


SWH Solar Mount Roof Hook

Part No. MR-SW-RF5.8LPB, MR-SW5.8LP



Roof hook material: 6005-T5 extruded aluminum alloy

Finish: Clear or black anodized

Bolt & nut material: 304 stainless steel

Roof hook weight: 0.674 lbs

Attach Roof Hook Part A to Part B with one 5/16" x 1" carriage bolt and one 5/16" ASTM F594 serrated flange nut.

Optional Extension Plate: MR-SW-EP-32, MR-SW-EP-32B

1.2"W X 3.2"H SS 3/8" X 1" hex bolts and flange nuts

**CONFORMS TO
UL 2703**

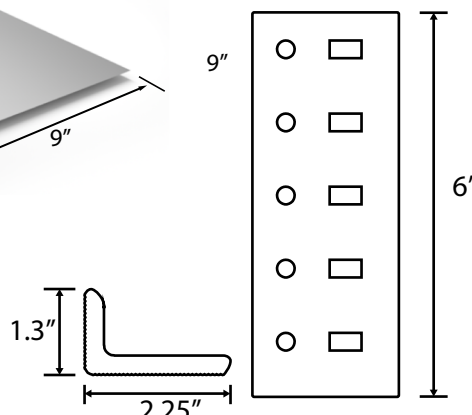
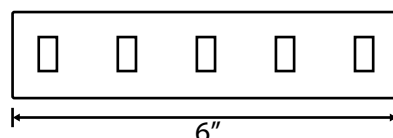
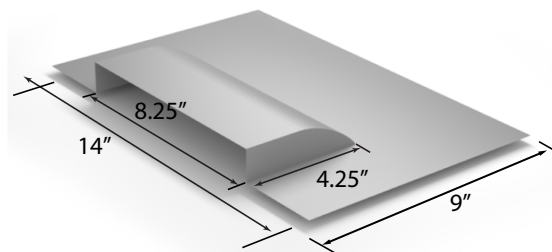
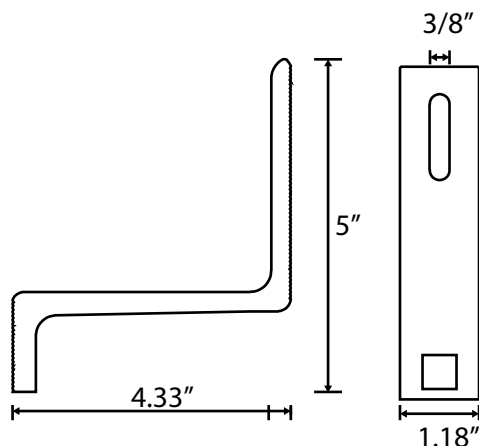
ETL CLASSIFIED



**Intertek
4009330**

Optional Sub Flashing: MR-SW-RF140906G-

14"W X 9"D X 1"H Galvanized Steel Roof Sub-Flashing, Mill Finish



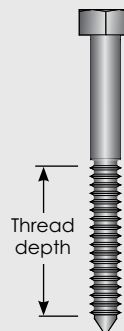
Lag pull-out (withdrawal) capacities (lbs) in typical roof lumber (ASD)

Sources: American Wood Council, NDS 2005, Table 11.2a, 11.3.2A.

	⁵ / ₁₆ " lag screw* specifications	
	Specific gravity	per inch thread depth
Douglas Fir, Larch	0.50	266
Douglas Fir, South	.46	235
Engelmann Spruce, Lodgepole Pine ¹	.46	235
Hem, Fir, Redwood (close grain)	.43	212
Hem, Fir (North)	.46	235
Southern Pine	.55	307
Spruce, Pine, Fir	.42	205
Spruce, Pine, Fir ²	.50	266

Notes:

- (1) Thread must be embedded in the side grain of a rafter or other structural member integral with building structure.
- (2) Lag bolts must be located in the middle third of the structural member.
- (3) These values are not valid for wet service.
- (4) This table does not include shear capacities. If necessary, contact a local engineer to specify lag bolt size with regard to shear forces.
- (5) Install lag bolts with head and washer flush to surface (no gap). Do not over-torque.
- (6) Withdrawal design values for lag screw connections shall be multiplied by applicable adjustment factors if necessary. See Table 10.3.1 in the American Wood Council NDS for Wood Construction.



*Use flat washers with lag screws.

¹MSR 1650 f & higher

²E of 2 million psi and higher grades of MSR and MEL